

Joseph Badger Local School District

Financial Statements

For October

Fiscal Year 2021

Table of Contents

Cover	Page 1
Table of Contents	Page 2
Five-Year Financial Forecast	Page 3
Financial Summary	Page 4
Bank Reconciliation	Page 5
Investment Breakdown	Page 6
Year by Year Comparisons	Page 7 - 9
Expenditure Per Pupil Comparisons	Page 10



Forecast will be reviewed at Board Meeting

Joseph Badger Local School District

Financial Statements

FINANCIAL SUMMARY FOR October 2020

	Fiscal Year Beginning Balance	Month to Date Receipts	Fiscal Year to Date Receipts	Month to Date Expenditures	Fiscal Year to Date Expenditures	Current Fund Balance	Current Encumbrances	Unencumbered Fund Balance
001 General Fund	\$ 4,162,231.61	\$ 577,867.25	\$ 2,856,256.81	\$ 395,307.76	\$ 2,302,548.52	\$ 4,715,939.90	\$ 825,661.64	\$ 3,890,278.26
002 Bond Retirement	\$ 586,015.05	\$ 38,848.49	\$ 257,840.29	\$ -	\$ 3,858.54	\$ 839,996.80	\$ 473,912.50	\$ 366,084.30
003 Permanent Improvement	\$ 1,323,041.44	\$ -	\$ -	\$ -	\$ -	\$ 1,323,041.44	\$ -	\$ 1,323,041.44
006 Food Service	\$ 78,805.80	\$ 15,931.77	\$ 48,892.04	\$ 39,998.91	\$ 114,382.86	\$ 13,314.98	\$ 78,953.55	\$ (65,638.57)
008 Endowment Funds	\$ 23,053.06	\$ 23.82	\$ 56.72	\$ -	\$ -	\$ 23,109.78	\$ -	\$ 23,109.78
011 Rotary Special Services	\$ -	\$ 435.00	\$ 3,750.00	\$ -	\$ -	\$ 3,750.00	\$ -	\$ 3,750.00
016 Emergency Fund	\$ -	\$ 66,347.62	\$ 440,354.05	\$ 172,558.35	\$ 363,169.14	\$ 77,184.91	\$ -	\$ 77,184.91
018 Public School Support	\$ 162,446.35	\$ 500.00	\$ 527.75	\$ -	\$ -	\$ 162,974.10	\$ 225.00	\$ 162,749.10
022 District Agency Fund	\$ 49,360.52	\$ 5,625.00	\$ 22,500.00	\$ 7,790.40	\$ 24,666.23	\$ 47,194.29	\$ -	\$ 47,194.29
034 Maintenance Fund	\$ 144,013.12	\$ 3,550.46	\$ 24,038.08	\$ 6,652.14	\$ 58,795.90	\$ 109,255.30	\$ 8,012.37	\$ 101,242.93
036 Severance Fund	\$ 129,762.34	\$ -	\$ -	\$ -	\$ 1,500.00	\$ 128,262.34	\$ -	\$ 128,262.34
200 Student Activity Fund	\$ 25,134.04	\$ -	\$ 5,152.64	\$ 30.00	\$ 5,297.59	\$ 24,989.09	\$ 268.43	\$ 24,720.66
300 District Activity Fund	\$ 414.26	\$ 2,419.00	\$ 14,935.19	\$ 3,914.00	\$ 13,691.70	\$ 1,657.75	\$ 36,747.70	\$ (35,089.95)
451 OneNet	\$ -	\$ 2,700.00	\$ 2,700.00	\$ -	\$ -	\$ 2,700.00	\$ -	\$ 2,700.00
467 Student Wellnes Funds	\$ 118,562.24	\$ 150,089.00	\$ 150,089.00	\$ -	\$ -	\$ 268,651.24	\$ -	\$ 268,651.24
507 ESSER	\$ -	\$ -	\$ -	\$ 73,916.21	\$ 73,916.21	\$ (73,916.21)	\$ -	\$ (73,916.21)
510 CRF - Rural/Small Town	\$ -	\$ -	\$ -	\$ 25,020.52	\$ 25,020.52	\$ (25,020.52)	\$ -	\$ (25,020.52)
516 Title VI-B	\$ -	\$ -	\$ -	\$ 77,126.88	\$ 77,126.88	\$ (77,126.88)	\$ -	\$ (77,126.88)
533 Title IID	\$ -	\$ -	\$ -	\$ -	\$ -	\$ -	\$ -	\$ -
572 Title I	\$ -	\$ -	\$ -	\$ 94,172.63	\$ 94,172.63	\$ (94,172.63)	\$ -	\$ (94,172.63)
573 Title V	\$ -	\$ -	\$ -	\$ -	\$ -	\$ -	\$ -	\$ -
587 VIB Restoration	\$ -	\$ -	\$ -	\$ -	\$ -	\$ -	\$ -	\$ -
590 Improving Teacher Quality	\$ -	\$ -	\$ -	\$ -	\$ -	\$ -	\$ -	\$ -
599 Misc Federal Grants	\$ (15,735.75)	\$ -	\$ 15,735.75	\$ -	\$ -	\$ -	\$ -	\$ -
Grand Totals (All Funds)	\$ 6,787,104.08	\$ 864,337.41	\$ 3,842,828.32	\$ 896,487.80	\$ 3,158,146.72	\$ 7,471,785.68	\$ 1,423,781.19	\$ 6,048,004.49

Joseph Badger Local School District

Financial Statements

Joseph Badger Local School District

BANK RECONCILIATION FOR
October 2020**PER BOARD LEDGERS**

PRIOR MONTH'S BALANCE	\$	7,503,936.07
PLUS RECEIPTS	\$	864,337.41
LESS EXPENDITURES	\$	(896,487.80)
GRAND TOTAL (ALL FUNDS)	\$	7,471,785.68

PER BANK STATEMENTS

Huntington Bank - General Account	\$	86,963.36
Huntington Bank - Payroll Account	\$	3,869.10
STAR Ohio - General Account	\$	4,541,425.17
STAR Ohio - STAR Plus	\$	1,064,922.25
Investments - See Page 6 For Breakdown	\$	994,000.00
Money Market	\$	825,489.07
Plus: Other Adjustments	\$	569.77
Less: Outstanding Checks	\$	(43,300.35)
Less: Interest Received	\$	(2,152.69)
Less: Other Adjustments	\$	-
	\$	-
	\$	-
	\$	-
	\$	-
TOTAL BANK BALANCE	\$	7,471,785.68

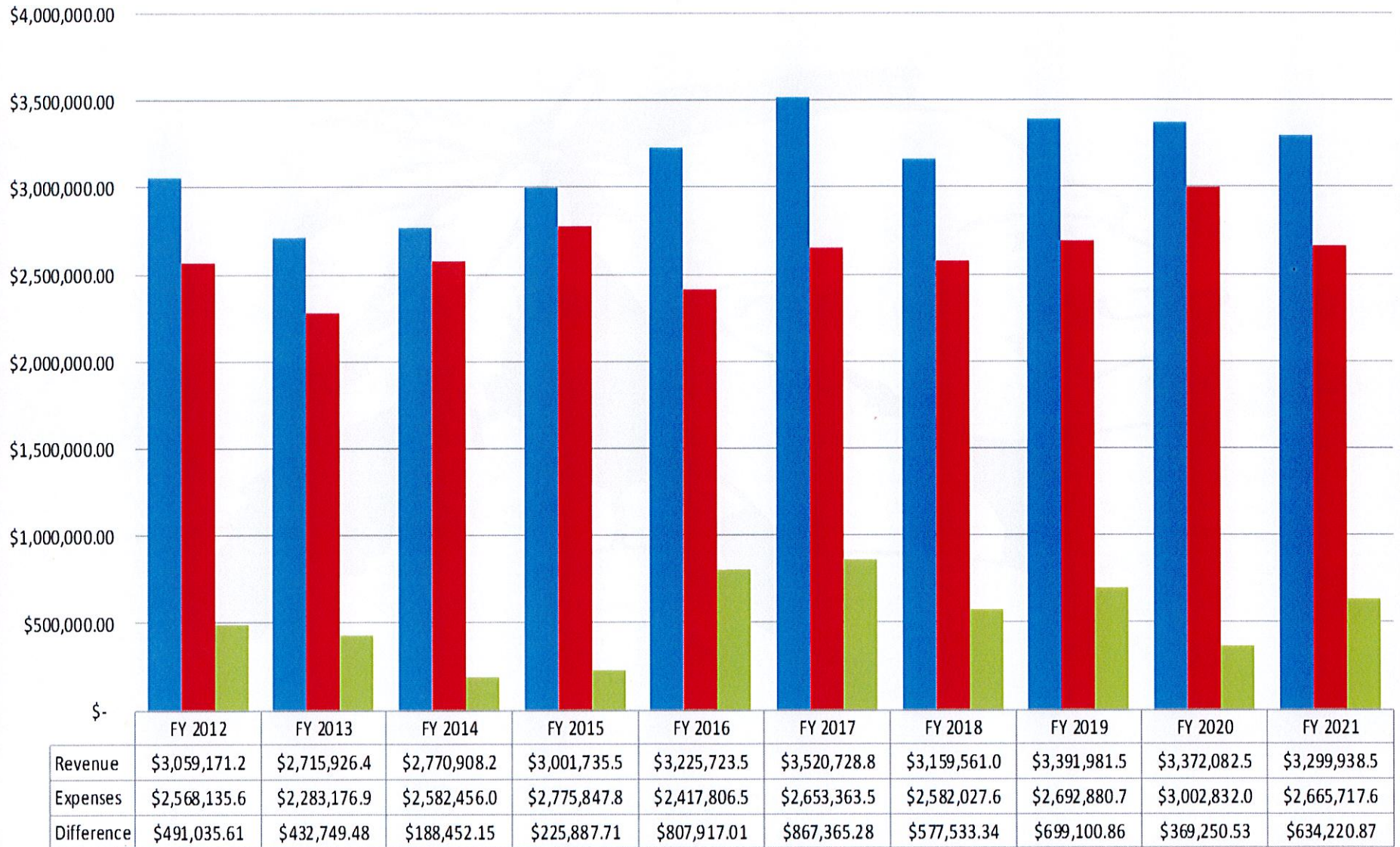
Joseph Badger Local School District

Financial Statements

INVESTMENT BREAKDOWN FOR October 2020

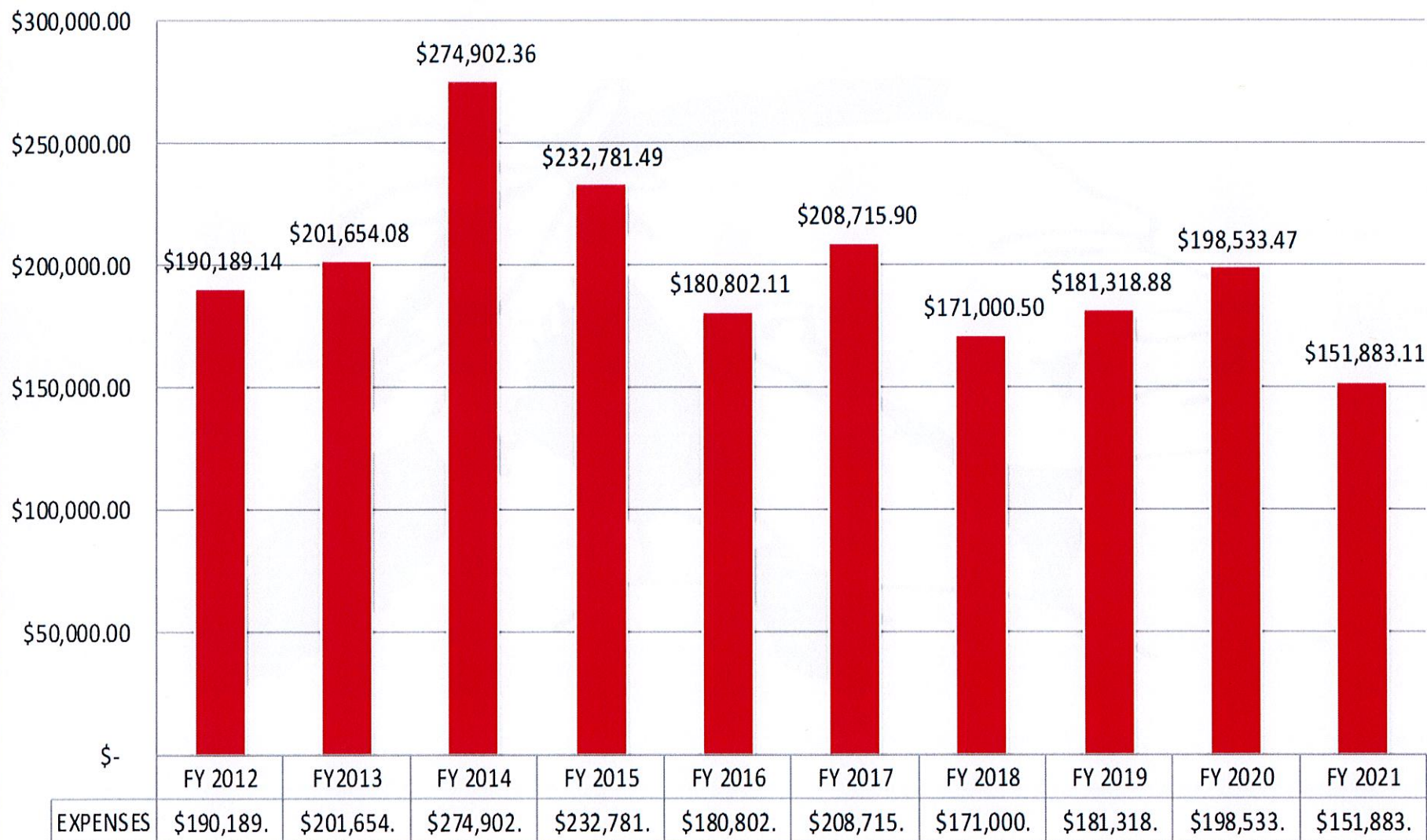
[illegible]

General Fund Totals as of October - 10 Year Comparison

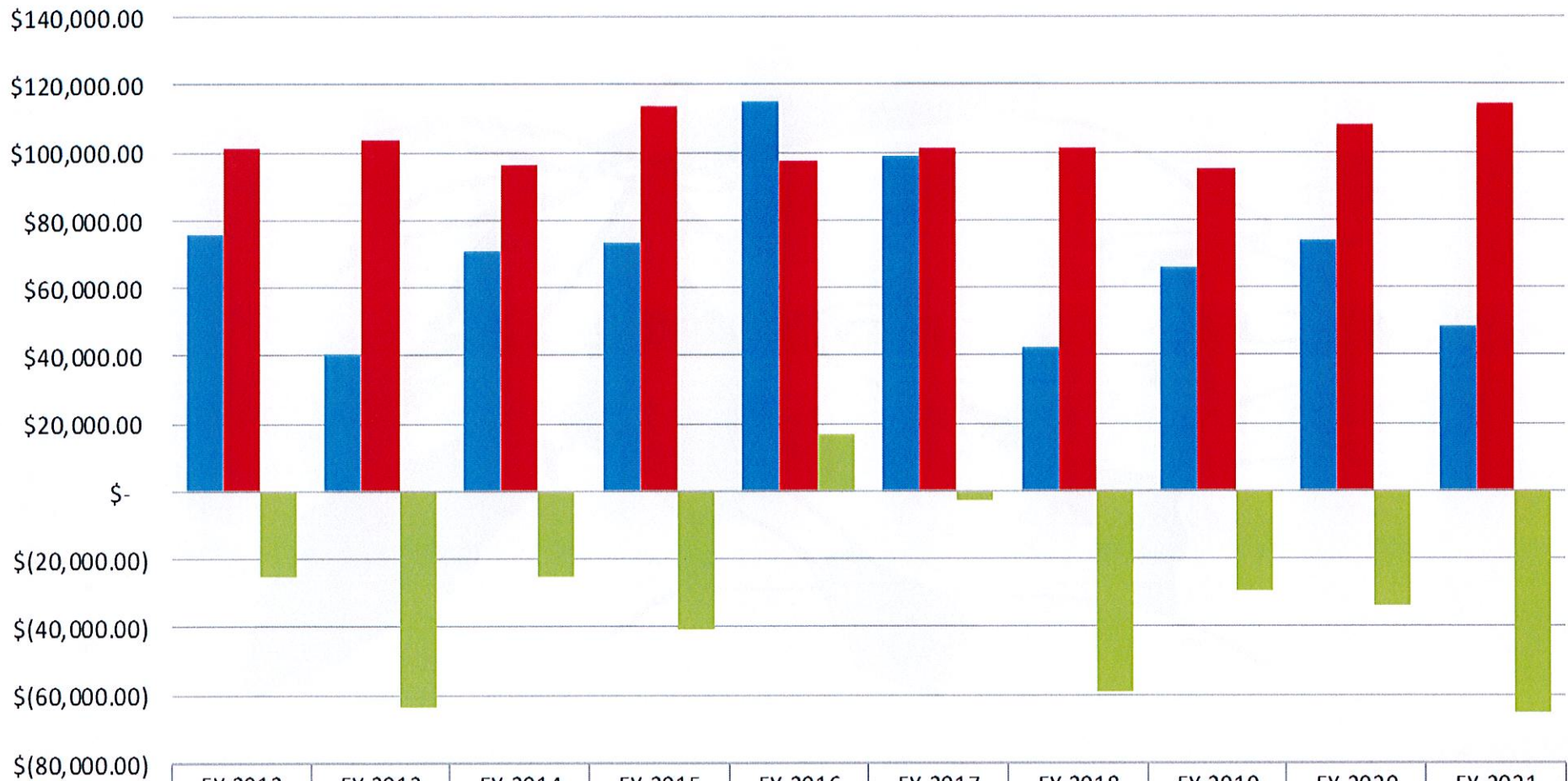


■ Revenue ■ Expenses ■ Difference

Transportation Total Expenses Comparison as of October - 10 Year Comparison



Food Service Totals as of October - 10 Year Comparison



■ Revenue ■ Expenses ■ Difference

Expenditure Per Pupil - FY 2019

